

The University of Texas Classification System for Diabetic Foot Wounds

















Grade/Depth
"How deep is the wound?"

0

1

2

3

	0	1	2	3
A	Pre- or post ulcerative lesion completely epithelialised 	Superficial wound not involving tendon, capsule or bone 	Wound penetrating to tendon or capsule 	Wound penetrating to bone or joint 
B	With infection 	With infection 	With infection 	With infection 
C	With ischemia 	With ischemia 	With ischemia 	With ischemia 
D	With infection and ischemia 	With infection and ischemia 	With infection and ischemia 	With infection and ischemia 

Stage/Comorbidities
"Is the wound infected, ischemic or both?"